



2016

2016-087

2016 07

()

| | |
|-------|----|
| | 2 |
| | 6 |
| | 10 |
| | 29 |
| | 45 |

| | | |
|--|--|------|
| | | |
| | | |
| | | |
| | | |
| | | |
| | | |
| | | |
| | | |
| | | |
| | | 2016 |

| | | | |
|--|--|--|--------------------------------------|
| | | | 300130 |
| | | | |
| | | | |
| | | | Shenzhen Xinguodu Technology CO.,LTD |
| | | | XGD |
| | | | |
| | | | 17A |
| | | | 518040 |
| | | | 17A |
| | | | 518040 |
| | | | www.xinguodu.com |
| | | | xgd-zqb@xinguodu.com |

| | | |
|--|------------------------|-----------------------|
| | | |
| | | |
| | 17A | 17A |
| | 0755-83481391 | 0755-83481391 |
| | 0755-83890344 | 0755-83890344 |
| | liyanfang@xinguodu.com | fangyuan@xinguodu.com |

| | |
|--|-------------------|
| | |
| | www.cninfo.com.cn |
| | |

| | | | |
|---|------------------|------------------|---------|
| | | | |
| | 536,085,683.13 | 343,317,374.79 | 56.15% |
| | 34,353,389.04 | 35,199,396.82 | -2.40% |
| | 30,362,492.65 | 31,848,938.56 | -4.67% |
| | 7,764,474.74 | -2,649,691.73 | 393.03% |
| / | 0.0336 | -0.0116 | 389.66% |
| / | 0.150 | 0.160 | -6.25% |
| / | 0.150 | 0.160 | -6.25% |
| | 2.68% | 3.07% | -0.39% |
| | 2.38% | 2.77% | -0.39% |
| | | | |
| | 2,513,076,910.98 | 1,822,478,469.09 | 37.89% |
| | 1,307,823,052.63 | 1,262,354,409.92 | 3.60% |
| / | 5.661 | 5.149 | 9.94% |

| | | |
|--|--------------|--|
| | | |
| | -265,169.01 | |
| | 4,562,000.00 | |
| | 453,710.96 | |
| | -149,428.83 | |
| | 594,663.40 | |
| | 15,553.33 | |

| | | |
|--|--------------|----|
| | 3,990,896.39 | -- |
|--|--------------|----|

1 —

1 —

1 —

1

2

1

2015

2

3

4

“ +” “ +”

5

6

2015 6 10

5,000

5% 2016 6 22

[2016]551

7

8

9

2016

2016

10

100%

2015

15%

4

5

5

5

5

6

| | Dana Dana Danale APP | -11,857,233.37 |
|--|----------------------------|----------------|
| | | 15,255,950.14 |

7

6,291.39 28.91%

8

9

1

2016

2015

2016 6 8

2016

1)

267.97 888.28 32.42% 7.10%

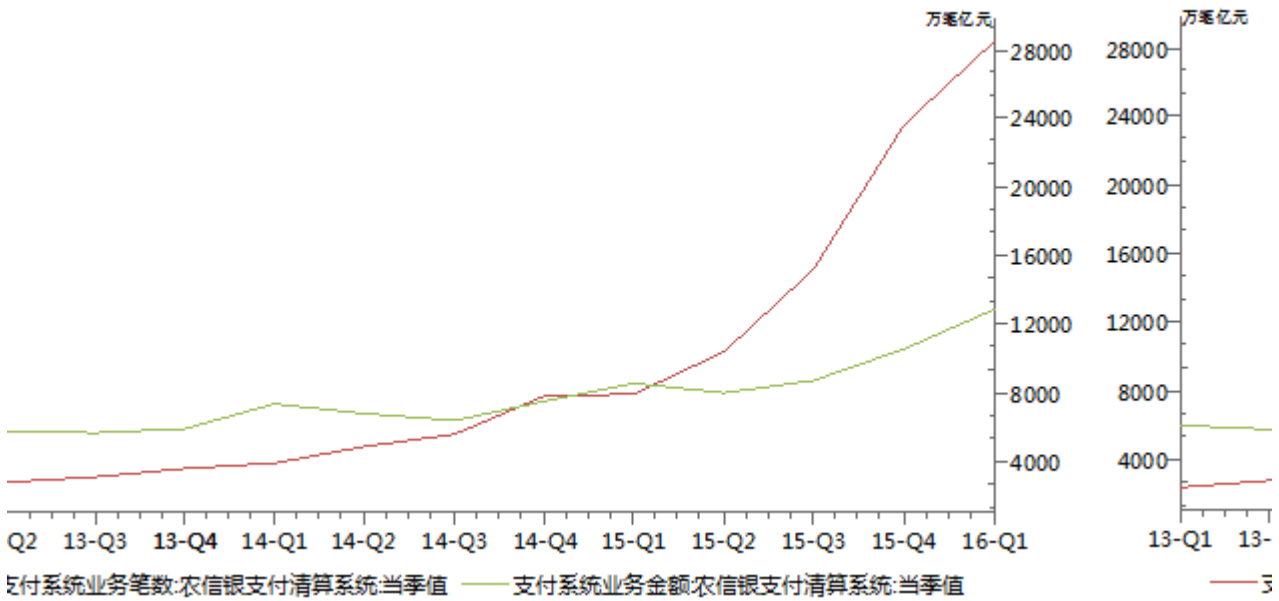
2)

| | | | | | | | | |
|--------|---------|--------|-------|----------|--------|---------|----------|--------|
| | | | | 56.58 | | 13.18% | | 3.96% |
| | 52.08 | 14.72% | | 3.95% | | | | 4.50 |
| 1.98% | 4.12% | | 4.15 | | 0.30 | | | |
| | | | | | 3 | | | |
| | | | | 1 700.90 | POS | | 2 354.70 | ATM |
| 88.98 | | 30.90 | 72.60 | 2.31 | ATM | | 6 359 | 8.19% |
| POS | | 240 | | 21.05% | | | | |
| | | | | 246.36 | | 192.30 | | 26.14 |
| 20.82 | 44.99 | 18.73 | | 79.14 | | 13.39 | | 96.09 |
| 139.36 | | | | 39.00% | 72.47% | | 8.45 | 7.39 |
| | | | 45.51 | 11.42 | | | | 57.51% |
| 85.28% | 48.35% | 0.17 | | | | 9829.51 | | 9.74% |
| | 2398.64 | 1.22% | | 1692.25 | | 15.90% | | |
| | POS | | | | | | | |

3

| POS | | ATM | | ATM | | POS | | ATM | | POS | |
|--------|--------|--------|----------|---------|----------|----------|----------|---------|----------|---------|--------|
| 793.97 | 3.18 | 104.43 | 657.84 | 46.60% | 9.11% | 303.22 | 0.54 | 308.08% | 104.03% | 104.03% | |
| 31.05% | 54.15% | 37.20% | 1 024.19 | 921.49 | 55.43 | 284.26 | 53.82 | 15.31 | 5.914.11 | 1682.96 | |
| 16.07% | 42.89% | 45.25% | 9.48% | 6091.67 | 31237.14 | 28536.04 | 12940.39 | 260.03% | 50.36% | 313.58 | 142.20 |
| | | | 100% | | | | | | | | |

2013年-2016年1季度支付清算系统业务量统计



wind

5

67.80

9.55

4135.67

0.16

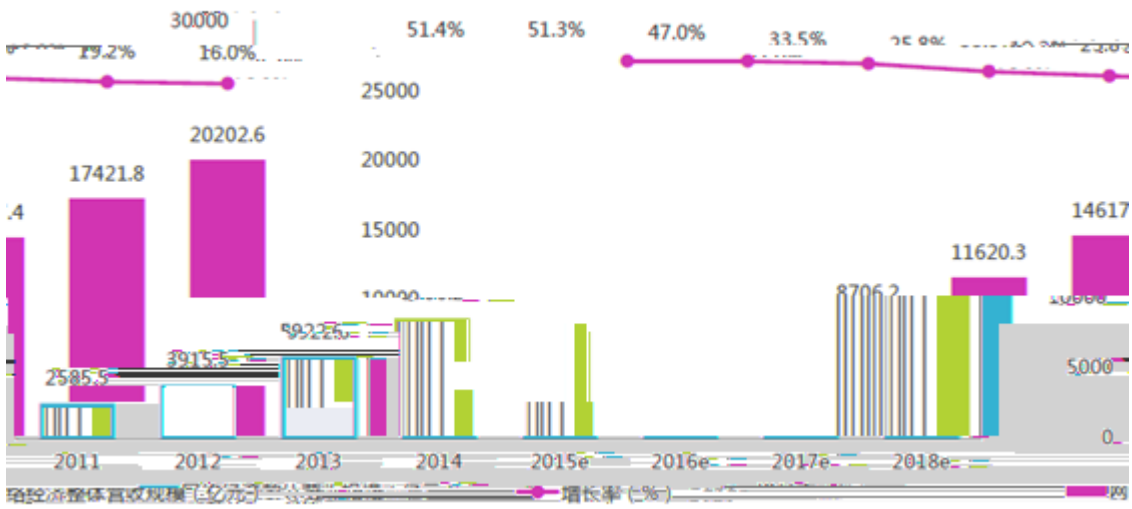
2015

2
1

“ + ”

2 “ ”

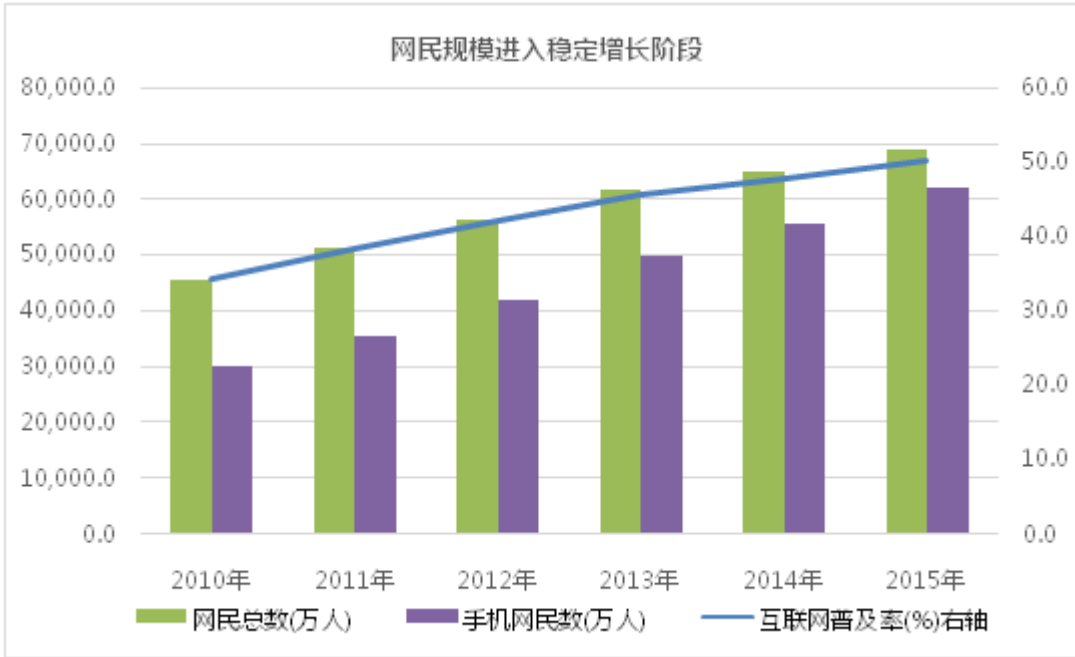
2011-2018年中国网络经济市场规模及增长率



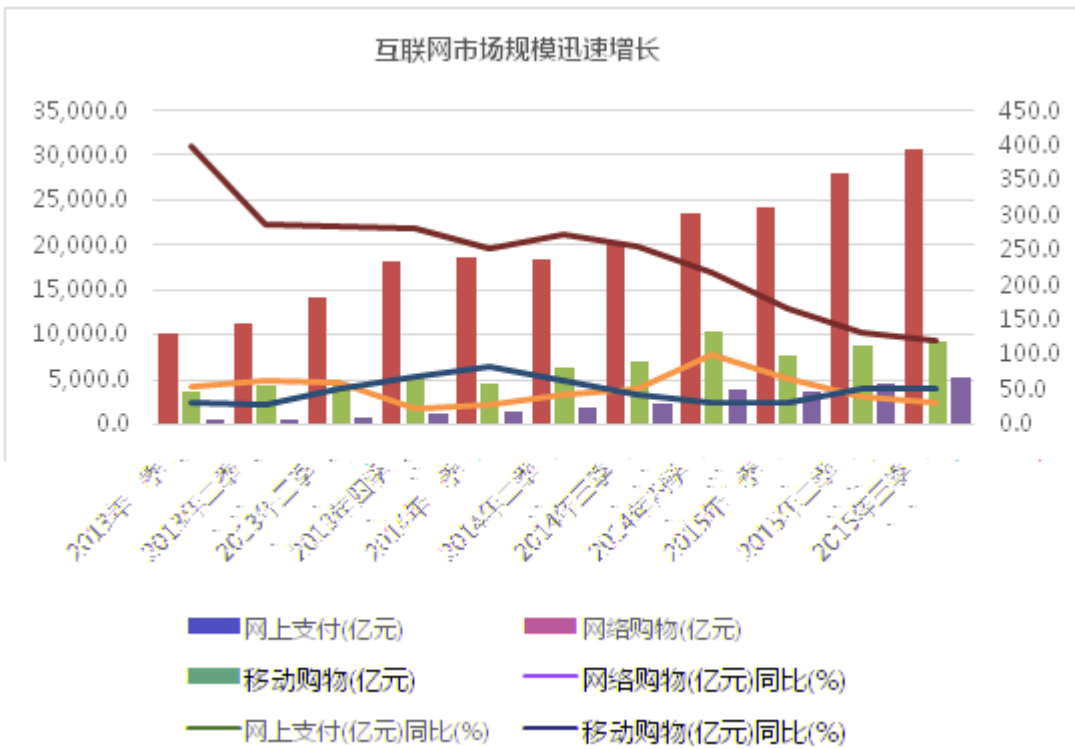
2015

| | | | |
|--------|--------|--------|---------|
| Choice | 2010 | 2015 | 6.9 |
| 10.3% | | 6.2 | 17.9% |
| | 2015 | | 8.32 |
| 1.32 | 45.21% | 43.39% | 136.16% |
| | | 2015 | 8.32 |

2014



Choice



Choice

”

3

2015 9

“

4

5

SNS

6

O2O

7

3

“ ” “ ”

10

2016

(1)

POS

2016

POS

POS

2016

2016

5.36

56.15%

4.76

40.18%

3,435.34

6,557.51

338.28%

13.77%

(2)

NFC

POS

2016

2016 5

50,000

100%

(3)

2016 3

5

466.6667

25%

“

+

+

+

”

“

”

2016 3

3,000

15,000

3,000

20%

“ +”

(4)

2016

2016

(5)

2016

POS

11

1

2015

2

4

“ +”

“ +”

5

6

2015 6 10

5,000

5% 2016 6 22

[2016]551

7

8


9

2016

2016

10

100%



” 1 2

2011 8 5 “

” () 1.35

3 2011 10 24 4,500

2011 10 4,500

4 2012 8 27 2012 3,700

2012 8 3,700 5

2012 12 10 20% 2,000 20%

2013 1 5 2,000 6 2014 1 3

8,200 “

” 13,000 “ ”

12,184.61 815.39

| | |
|--|---------------------------|
| | 2011 3 3 1,293 |
| | , 2011 4 21 |
| | |
| | |
| | 1 “ ” 829.6 |
| | 2 ” |
| | ” 5,621 2013 12 31 2010 6 |
| | 2010 2 |
| | “2 ” |
| | “ ” |
| | 2 |
| | 2015 1 26 |
| | 2015 1 26 |
| | “ ” |
| | 3,123.16 |
| | |
| | |

3



| | | | | | | | | | |
|--|----|--------|--------|-----------|----|----|--------|----|----|
| | | | | | | | | | |
| | -- | 15,306 | 404.37 | 15,840.19 | -- | -- | 420.94 | -- | -- |

3

1

2

| | | | | | | | | | | |
|--|--|--------------------|---|-------|-----------|--------|--------------------|------------------|----|----|
| | | | | | | | | | | |
| | | 500,000,00 0.00 | 0 | 0.00% | 4,666,667 | 25.00% | 501,455,25 2.24 | 1,455,252. 24 | | |
| | | 500,000,00 0.00 | 0 | -- | 4,666,667 | -- | 501,455,25 2.24 | 1,455,252. 24 | -- | -- |

4

1

2

3

1

| | | | 2 | 3 | 4 | | | | 5 | |
|--|--|--------|---|---|------------------|-------|--|--|---------------|----------------|
| | | 50,000 | | | 1,455,252. 24 | 4.24% | | | 2016 03 07 | (2016-016) |
| | | 50,000 | | | | 0.00% | | | 2016 05 10 | (2016-062) |

| | | | | | | | | | | | | | |
|--|--|--|--|--|--|--|--|--|--|--|--|--|--|
| | | | | | | | | | | | | | |
|--|--|--|--|--|--|--|--|--|--|--|--|--|--|

3

| | | | 2014 | 2015 | |
|------|------|--------|-------------------|------|--------|
| 1 | 2014 | | | | |
| 2014 | 2 | 20 | | | < |
| | | 2014 | > | | |
| 2014 | 2 | 21 | www.cninfo.com.cn | | 2014 |
| 2014 | 4 | 9 | | | < |
| | | 2014 | > | | |
| 2014 | 4 | 10 | www.cninfo.com.cn | 2014 | |
| 2014 | 4 | 29 | 2014 | < | 2014 |
| | | | > | < | |
| | | | | | < |
| 2014 | 5 | 9 | | | |
| 2014 | 5 | 12 | www.cninfo.com.cn | | |
| | | | 159 | 152 | 646.34 |
| | | 20 | | | 622.84 |
| 2014 | 7 | 3 | www.cninfo.com.cn | | |
| | | | | 152 | 151 |
| | | | | 151 | 621.64 |
| | JLC1 | 036143 | | | |
| 2015 | 1 | 26 | | | |

1-3

| | | | |
|------|---|----|-------------------|
| 2015 | 1 | 27 | www.cninfo.com.cn |
| | | | 6,077,400 |
| 2015 | 2 | 2 | www.cninfo.com.cn |
| 2015 | 3 | 27 | |
| 2015 | 3 | 31 | www.cninfo.com.cn |
| 2015 | 4 | 2 | www.cninfo.com.cn |
| 2015 | 5 | 13 | |
| 2015 | 5 | 14 | www.cninfo.com.cn |
| 2015 | 6 | 19 | www.cninfo.com.cn |
| | | | 2015 6 19 |

10%

2

| | | | | | | | | |
|--|---------------|-------|---------------|-------|--|------------------------|--|--|
| | | | | | | | | |
| | | | | | | | | |
| | | | | | | | | |
| | | | | | | | | |
| | 2016 03 07 | 5,000 | 2016 06 08 | 5,000 | | 2016.6.8-20 19.4.25 | | |

| | | |
|---|-------|---|
| E | 70% | 0 |
| | 50% F | 0 |
| | D+E+F | 0 |

1

3

C 217.82 224. 0.48 9.12 ef*EMC /P <</MCID 2122 >>BDC q216.61556 .24 63.2 730.72 Td(C 21P <</MCID 212f217.82 230.8

| | | | | | | | |
|--|--|--|--|--|--|--|--|
| | | | | | | | |
|--|--|--|--|--|--|--|--|

4

5%

| | | | | | |
|--|--|--|--|--|--|
| | | | | | |
| | | | | | |
| | | | | | |
| | | | | | |
| | | | | | |

| | | | | |
|--|------|------------|------------|--|
| | 1 | | | |
| | 2 | | | |
| | 3 | | | |
| | “() | 2010 09 30 | 9999-12-31 | |

| | | | | | |
|--|--|---------|------------|------------|--|
| | | ” | | | |
| | | 5% “ | 2010 09 30 | 9999-12-31 | |
| | | ” | 2010 09 30 | 9999-12-31 | |
| | | 1) | 2015 09 02 | 2016-7-10 | |

| | | | | | |
|--|---|--------------|-------|------------|-----------|
| | | 2) | | | |
| | | 2015 7 10 | 2,960 | 2015 07 10 | 2016-7-10 |
| | ; | ; | | | |
| | ; | ; | | | |
| | ; | ; | | | |
| | ; | ; | | | |
| | ; | ; | | | |
| | ; | ; | | | |
| | ; | ; | | | |

1

| | | | | | | | |
|------|----|--------|---------------|---------------|--------|-------|--|
| | | | | | | | |
| 2016 | 16 | 112379 | 2016 04 15 | 2019 04 15 | 40,000 | 5.60% | |
| | | | | | | | |
| | | | | | | | |
| | | | | | | | |

2

| | | | | | | | |
|--|--|--|-----------|--|--|--|--------------|
| | | | | | | | |
| | | | 42 101 | | | | 021-68800201 |

8

| | | | | |
|--|--|-------|-------|--------|
| | | | | |
| | | 1.45% | 2.09% | -0.64% |
| | | 0.48% | 0.31% | 0.17% |
| | | 1.19% | 1.72% | -0.53% |
| | | | | |

30%

9

10

11

12

48,088.7

| 已授信额度 (万元) | 公司名称 | 银行名称 | 已获得的授信额度 (万元) |
|------------|---------------|------------------------|---------------|
| 10000 | 深圳市新都技术股份有限公司 | 中信银行深圳前海分行 | 10000 |
| 778.7 | 深圳市新都支付技术有限公司 | 中信银行深圳前海分行 | 2000 |
| 200 | 深圳市新都技术股份有限公司 | 华夏银行太中华支行 | 7000 |
| 203 | 深圳市新都支付技术有限公司 | 华夏银行太中华支行 | 4000 |
| 3460 | 深圳市新都技术股份有限公司 | 民生银行深圳后海支行 | 3000 |
| 1601 | 深圳市易联技术有限公司 | 兴业银行深圳后海支行 | 1000 |
| 9949 | 深圳市新都支付技术有限公司 | 上海浦东发展银行股份有限公司深圳分行泰然支行 | 13000 |
| 16668 | 深圳市新都技术股份有限公司 | 上海浦东发展银行股份有限公司深圳分行泰然支行 | 16300 |
| 10000 | 深圳市新都技术股份有限公司 | 招商银行深圳分行 | 10000 |
| 7000 | 深圳市新都技术股份有限公司 | 中国银行公园大地支行 | 7000 |
| 10000 | 深圳市新都技术股份有限公司 | 招商银行深圳分行 | 10000 |
| 10000 | 深圳市新都支付技术有限公司 | 建设银行深圳分行 | 10000 |
| 10000 | 深圳市新都技术股份有限公司 | 工商银行深圳分行 | 10000 |

13

14

15

1

| | | | |
|--|--|--|--|
| | | | |
| | | | |

2016 4 25

2016 4 20 75%
 2014 www.cninfo.com.cn 2014
 2014 141 4,809,120 7.535 2016 5 9 2017 5 9
 2014 2016 6 14
 2016-073 2014
 4,236,200

2016 4 18

2016 4 20

141

4,809,120

7.535

2016 4 18

2016 4 20

141

4,809,120

7.535

4,236,200

2016 6 30

2014

235,257,560

0.003 /

0.034 /

2

| | | | | | | |
|--|------------|---|---------|------------|----|----------|
| | 42,075 | 0 | 60,000 | 102,075 | | 2017-1-1 |
| | 1,500 | 0 | 0 | 1,500 | | 2017-1-1 |
| | 750 | 0 | 0 | 750 | | 2017-1-1 |
| | 0 | 0 | 118,125 | 118,125 | | 2017-1-1 |
| | 0 | 0 | 7,501 | 7,501 | | 2017-1-1 |
| | 81,857,295 | 0 | 275,626 | 82,132,921 | -- | -- |

| | | | | | | | |
|----|--|--------|------------|--|------------|------------|------------|
| | | | | | | | 17,944 |
| 5% | | | | | | | |
| | | | | | | | |
| | | | | | | | |
| | | 32.58% | 76,640,000 | | 57,480,000 | 19,160,000 | |
| | | 10.80% | 25,405,760 | | 19,054,320 | 6,351,440 | 10,510,000 |
| | | 4.85% | 11,400,000 | | 0 | 11,400,000 | 4,800,000 |
| | | 3.94% | 9,260,000 | | 0 | 9,260,000 | 5,400,000 |
| | | 2.36% | 5,546,661 | | | | |
| | | 2.18% | 5,120,346 | | | | |
| | | 2.01% | 4,720,000 | | | | |
| | | 1.19% | 2,799,891 | | | | |
| | | 0.92% | 2,172,900 | | 1,629,675 | 543,225 | |
| | | 0.87% | 2,051,550 | | | | |

| | | | | | | | | |
|-----|--|----|--|--|------------|--|------------|--|
| 100 | | | | | | | | |
| | | | | | | | | |
| 10 | | | | | | | | |
| | | | | | | | | |
| | | | | | | | | |
| | | | | | 19,160,000 | | 19,160,000 | |
| | | | | | 11,400,000 | | 11,400,000 | |
| | | | | | 9,260,000 | | 9,260,000 | |
| | | | | | 6,351,440 | | 6,351,440 | |
| | | | | | 5,546,661 | | 5,546,661 | |
| | | | | | 5,120,346 | | 5,120,346 | |
| | | | | | 4,720,000 | | 4,720,000 | |
| | | | | | 2,799,891 | | 2,799,891 | |
| 100 | | | | | 2,051,550 | | 2,051,550 | |
| | | | | | 2,000,000 | | 2,000,000 | |
| 10 | | | | | | | | |
| 10 | | 10 | | | | | | |

10

10

10

10

1

| | | | | | | | | | | | |
|--|--|--|------------|---|---|------------|---|---|---|---|---|
| | | | | | | | | | | | |
| | | | 76,640,000 | 0 | 0 | 76,640,000 | 0 | 0 | 0 | 0 | 0 |
| | | | 25,405,760 | 0 | 0 | 25,405,760 | 0 | | | | |

| | | | | | | | | |
|--|--|--|---|--|---|--|--|--|
| | | | 0 | | 1 | | | |
|--|--|--|---|--|---|--|--|--|

2

| | | | 240,000 | 150,000 | 0 | 0 | 390,000 |
|--|----|----|-----------|---------|---------|---|-----------|
| | | | 240,000 | 150,000 | 120,000 | 0 | 270,000 |
| | | | 240,000 | 150,000 | 0 | 0 | 390,000 |
| | | | 192,000 | 120,000 | 0 | 0 | 312,000 |
| | | | 160,000 | 100,000 | 80,000 | 0 | 180,000 |
| | | | 192,000 | 120,000 | 96,000 | 0 | 216,000 |
| | -- | -- | 1,264,000 | 790,000 | 296,000 | 0 | 1,758,000 |

| | | |
|--|------------------|------------------|
| | | |
| | | |
| | 19,447,577.68 | 66,678,846.16 |
| | 1,133,200,931.34 | 1,118,000,390.57 |
| | | |
| | | |
| | 240,000.00 | 240,000.00 |
| | | |
| | | |
| | 673,882,917.21 | 75,710,833.32 |
| | | |
| | 60,602,971.56 | 43,552,693.97 |
| | 376,806,563.75 | 296,925,757.82 |

| | | |
|--|------------------|----------------|
| | 144,472,044.92 | 242,639,477.56 |
| | 58,512,455.53 | 49,101,803.37 |
| | | |
| | | |
| | 1,386,675.33 | 31,237,316.25 |
| | 12,774,061.53 | 16,020,759.10 |
| | 3,733,333.34 | |
| | | |
| | 72,820,552.69 | 31,714,321.93 |
| | | |
| | | |
| | | |
| | | |
| | | |
| | | |
| | | |
| | 781,634,953.50 | 535,856,684.37 |
| | | |
| | 364,519.79 | 1,038,783.85 |
| | 396,588,583.58 | |
| | | |
| | | |
| | | |
| | | |
| | | |
| | | |
| | 17,080,833.33 | 13,155,833.33 |
| | 5,295,762.52 | 6,238,129.72 |
| | | |
| | 419,329,699.22 | 20,432,746.90 |
| | 1,200,964,652.72 | 556,289,431.27 |
| | | |
| | 231,021,360.00 | 231,021,360.00 |
| | | |

| | | |
|--|------------------|------------------|
| | | |
| | | |
| | 629,420,021.64 | 606,706,549.26 |
| | | |
| | -134,888.13 | -87,737.42 |
| | | |
| | 24,685,764.62 | 24,685,764.62 |
| | | |
| | 422,830,794.50 | 400,028,473.46 |
| | 1,307,823,052.63 | 1,262,354,409.92 |
| | 4,289,205.63 | 3,834,627.90 |
| | 1,312,112,258.26 | 1,266,189,037.82 |
| | 2,513,076,910.98 | 1,822,478,469.09 |

2

| | | |
|--|----------------|----------------|
| | | |
| | | |
| | 169,712,707.12 | 317,328,362.02 |
| | | 24,547.95 |
| | | |
| | 50,642,717.00 | 53,446,206.16 |
| | | |

| | | |
|--|------------------|------------------|
| | | |
| | | |
| | | |
| | | |
| | 2,008,172,969.34 | 947,282,698.57 |
| | | |
| | 19,841,050.49 | 39,004,785.03 |
| | | |
| | | |
| | | |
| | | |
| | 2,030,614.93 | 2,047,062.08 |
| | | |
| | | |
| | 6,182,193.14 | 3,941,558.33 |
| | 7,139,392.70 | 12,085,746.26 |
| | | 15,705,208.00 |
| | 2,043,366,220.60 | 1,020,067,058.27 |
| | 2,736,315,935.45 | 1,941,622,311.41 |
| | | |
| | 209,600,100.00 | 50,000,000.00 |
| | | |
| | | |
| | 146,877,466.39 | 112,151,669.05 |
| | 163,612,120.63 | 483,702,316.92 |
| | 35,824,922.07 | 48,180,071.41 |
| | | 17,425,783.00 |
| | 4,726,960.68 | 7,610,261.76 |
| | 3,733,333.34 | |
| | | |
| | 726,702,914.06 | 189,960,747.36 |
| | | |

| | | |
|--|------------------|----------------|
| | | |
| | | |
| | 1,291,077,817.17 | 909,030,849.50 |
| | | |
| | | |
| | | |
| | | |
| | | |
| | | |
| | | |
| | 396,588,583.58 | |
| | | |
| | 17,080,833.33 | 11,155,833.33 |
| | | |
| | | |
| | 413,669,416.91 | 11,155,833.33 |
| | 1,704,747,234.08 | 920,186,682.83 |

| | | |
|-----|----------------|----------------|
| | 536,085,683.13 | 343,317,374.79 |
| | 536,085,683.13 | 343,317,374.79 |
| | | |
| | | |
| | 520,291,708.11 | 327,678,560.68 |
| | 324,877,960.11 | 212,335,737.35 |
| | | |
| | | |
| | | |
| | | |
| | | |
| | | |
| | 3,673,523.51 | 3,634,951.49 |
| | 51,392,827.92 | 33,769,945.08 |
| | 120,671,022.00 | 76,715,250.45 |
| | 11,793,918.72 | -3,567,240.72 |
| | 7,882,455.85 | 4,789,917.03 |
| “ ” | | |
| “ ” | -1,374,205.15 | 642,076.06 |
| | -1,827,916.11 | 642,076.06 |
| “ ” | | |
| “ ” | | |

| | | |
|----|------------|------------|
| | 454,577.73 | 784,940.20 |
| | -47,150.71 | |
| | -47,150.71 | |
| | | |
| 1. | | |
| 2. | | |
| | -47,150.71 | |
| 1. | | |
| 2. | | |

4

| | | |
|--|----------------|----------------|
| | | |
| | 199,298,608.22 | 343,272,907.59 |
| | 138,541,826.14 | 299,931,358.45 |
| | 901,058.02 | 2,055,654.89 |
| | 4,002,913.78 | 23,435,128.13 |
| | 31,008,380.10 | 46,586,187.06 |
| | | |

| | | |
|----|---------------|----------------|
| | | |
| 2. | | |
| 3. | | |
| 4. | | |
| 5. | | |
| 6. | | |
| | 15,642,988.95 | -23,327,092.61 |
| | | |
| | | |
| | | |

5

| | | |
|--|----------------|----------------|
| | | |
| | | |
| | 487,922,354.61 | 364,894,536.92 |
| | | |
| | | |
| | | |
| | | |
| | | |
| | | |
| | | |
| | | |
| | | |
| | | |
| | 17,060,125.28 | 17,031,252.48 |
| | 8,099,148.86 | 7,086,339.40 |
| | 513,081,628.75 | 389,012,128.80 |

| | | |
|--|----------------|----------------|
| | 293,752,821.75 | 233,249,243.03 |
| | | |

| | | |
|--|----------------|---------------|
| | 400,000,000.00 | |
| | 246,858.47 | 3,109,053.30 |
| | 772,246,858.47 | 53,109,053.30 |

| | | |
|--|-----------------|-----------------|
| | | |
| | | |
| | 12,304,904.11 | 6,250,000.00 |
| | 12,304,904.11 | 6,250,000.00 |
| | 1,650,950.16 | 931,701.00 |
| | 765,200,000.00 | 241,800,000.00 |
| | | |
| | | |
| | 766,850,950.16 | 242,731,701.00 |
| | -754,546,046.05 | -236,481,701.00 |
| | | |
| | | |
| | 356,000,000.00 | 50,000,000.00 |
| | 400,000,000.00 | |
| | 67,931.92 | 1,636,491.68 |
| | 756,067,931.92 | 51,636,491.68 |
| | 196,399,900.00 | |
| | 20,222,167.12 | 5,442,670.02 |
| | 71,553,598.35 | 14,249,364.63 |
| | 288,175,665.47 | 19,692,034.65 |
| | 467,892,266.45 | 31,944,457.03 |
| | | |
| | -159,506,821.08 | -203,667,637.03 |
| | 278,666,298.61 | 335,219,442.18 |
| | 119,159,477.53 | 131,551,805.15 |

| | | | | | | | | | | | | | |
|-----|--------|--|--|--|----------|--|--|--|---------|--|----------|---------|----------|
| | 00 | | | | ,093.66 | | | | 475.56 | | ,908.55 | 12.55 | 32 |
| | 116,72 | | | | -64,438, | | | | 7,245,2 | | 72,535, | 911,415 | 132,887 |
| “ ” | 1,360. | | | | 544.40 | | | | 89.06 | | 564.91 | .35 | ,347.50 |
| | 00 | | | | | | | | | | | | |
| | | | | | | | | | | | 85,495, | 911,415 | 86,319, |
| | | | | | | | | | | | 853.97 | .35 | 531.90 |
| | 2,421, | | | | 49,861, | | | | | | | | 52,282, |
| | 360.00 | | | | 455.60 | | | | | | | | 815.60 |
| 1 | | | | | | | | | | | | | |
| 2 | | | | | | | | | | | | | |
| 3 | 2,421, | | | | 49,861, | | | | | | | | 52,282, |
| | 360.00 | | | | 455.60 | | | | | | | | 815.60 |
| 4 | | | | | | | | | | | | | |
| | | | | | | | | | 7,245,2 | | -12,960, | | -5,715,0 |
| | | | | | | | | | 89.06 | | 289.06 | | 00.00 |
| 1 | | | | | | | | | 7,245,2 | | -7,245,2 | | |
| | | | | | | | | | 89.06 | | 89.06 | | |
| 2 | | | | | | | | | | | | | |
| 3 | | | | | | | | | | | -5,715,0 | | -5,715,0 |
| | | | | | | | | | | | 00.00 | | 00.00 |
| 4 | | | | | | | | | | | | | |
| | 114,30 | | | | -114,30 | | | | | | | | |
| | 0,000. | | | | 0,000.0 | | | | | | | | |
| | 00 | | | | 0 | | | | | | | | |
| 1 | 114,30 | | | | | | | | | | | | |
| | 0,000. | | | | | | | | | | | | |
| | 00 | | | | | | | | | | | | |

| | | | | | | | | | | | | | |
|---|------------------------|--|--|--|--------------------|--|----------------|--|-------------------|--|--------------------|------------------|--------------------------|
| 2 | | | | | | | | | | | | | |
| | | | | | | | | | | | | | |
| | 231,02 1,360. 00 | | | | 606,706 ,549.26 | | -87,737. 42 | | 24,685, 764.62 | | 400,028 ,473.46 | 3,834,6 27.90 | 1,266,1 89,037. 82 |

8

| | 231,021, 360.00 | | | | 600,331,5 42.63 | | | | | 24,685,76 4.62 | 165,396 ,961.33 | 1,021,435 ,628.58 | |
|---|--------------------|--|--|--|--------------------|--|--|--|--|-------------------|--------------------|----------------------|--|
| | | | | | | | | | | | | | |
| | | | | | | | | | | | | | |
| | 231,021, 360.00 | | | | 600,331,5 42.63 | | | | | 24,685,76 4.62 | 165,396 ,961.33 | 1,021,435 ,628.58 | |
| | | | | | 6,041,151 .84 | | | | | | 4,091,9 20.95 | 10,133,07 2.79 | |
| | | | | | | | | | | | 15,642, 988.95 | 15,642,98 8.95 | |
| | | | | | 6,041,151 .84 | | | | | | | 6,041,151 .84 | |
| 1 | | | | | | | | | | | | | |
| 2 | | | | | | | | | | | | | |
| 3 | | | | | 6,041,151 .84 | | | | | | | 6,041,151 .84 | |
| 4 | | | | | | | | | | | | | |
| | | | | | | | | | | | -11,551, 068.00 | -11,551,0 68.00 | |

| | | | | | | | | | | | |
|---|----------------|--|--|--|----------------|--|--|--|---------------|----------------|------------------|
| 1 | | | | | | | | | | | |
| 2 | | | | | | | | | | -11,551,068.00 | -11,551,068.00 |
| 3 | | | | | | | | | | | |
| | | | | | | | | | | | |
| 1 | | | | | | | | | | | |
| 2 | | | | | | | | | | | |
| 3 | | | | | | | | | | | |
| 4 | | | | | | | | | | | |
| | | | | | | | | | | | |
| 1 | | | | | | | | | | | |
| 2 | | | | | | | | | | | |
| | | | | | | | | | | | |
| | 231,021,360.00 | | | | 606,372,694.47 | | | | 24,685,764.62 | 169,488,882.28 | 1,031,568,701.37 |

| | | | | | | | | | | | |
|--|----------------|--|--|--|----------------|--|--|--|---------------|----------------|----------------|
| | | | | | | | | | | | |
| | | | | | | | | | | | |
| | 114,300,000.00 | | | | 668,211,755.86 | | | | 17,440,475.56 | 105,904,359.79 | 905,856,591.21 |

| | | | | | | | | | | | |
|---|------------------|--|--|--|-------------------|--|--|--|------------------|--------------------|-------------------|
| | | | | | | | | | | 890.60 | 0.60 |
| | 2,421,36 0.00 | | | | 46,419,78 6.77 | | | | | | 48,841,14 6.77 |
| 1 | | | | | | | | | | | |
| 2 | | | | | | | | | | | |
| 3 | 2,421,36 0.00 | | | | 46,419,78 6.77 | | | | | | 48,841,14 6.77 |
| 4 | | | | | | | | | | | |
| | | | | | | | | | 7,245,289 .06 | -12,960, 289.06 | -5,715,00 0.00 |
| 1 | | | | | | | | | | | |

90.00 30.00%

[2001] 347 4403012070860

2001 12 12 30.00%

70.00% 30.00% 2002 1 28

2004 5 21 1,200.00

1,500.00 86.00%

14.00% 2004 5 31 (2004) 159

2007 12 13 2,500.00

4,000.00 86.00% 14.00% 2007

12 20 [2007]152

2008 3 10 86.00% 4,449.64

13

2008 3 24

| | () | |
|--|-------|---------|
| | 2,115 | 52.875% |
| | 705 | 17.625% |
| | 705 | 17.625% |
| | 40 | 1.000% |
| | 40 | 1.000% |
| | 60 | 1.500% |
| | 40 | 1.000% |
| | 40 | 1.000% |
| | 60 | 1.500% |
| | 50 | 1.250% |
| | 35 | 0.875% |
| | 60 | 1.500% |
| | 50 | 1.250% |
| | 4,000 | 100% |

2008 4 8 2008 3 2008 4 8

2008 3 31 59,860,459.32 4,000.00 1:1

4,000 4,000.00

[2008]35 2008 4 25 440301103074776

2008 7 750.00

2008 4,750.00

() ()

11 5,002.50 750.00

4,252.50 4,750.00

[2008]74 2008 7 18

2009 6 5 () 1.684% 2009 6

22
2009 6 22 () 2.105% 2009 6
22
2009 7 15 (“ ”) 120
(“ ”) 2009 8 10 (2009 12)

| | | |
|--|-------|---------|
| | 30 | 0.6316% |
| | 20 | 0.4211% |
| | 20 | 0.4211% |
| | 20 | 0.4211% |
| | 20 | 0.4211% |
| | 10 | 0.2105% |
| | 4,750 | 100% |

[2010]1292

2010 10 8 (A) 1,600 1.00 43.33
 2010 10 13 69,328.00 46,945,065.67 646,334,934.33

“ [2010]124 ”

2011 4 21 6,350 10 2 ()
 10 8 5,080.00 11,430
 2015 4 30 11,430 10 0.50 ()
 10 10 22,860
 2015 6 19 145

2,421,360 231,021,360

1.

2.

POS

3.

(POS)

(POS)

4.

7

| | | | | | |
|----|--|--|--|--------|--|
| | | | | | |
| *1 | | | | 11,000 | |
| *2 | | | | 1,300 | |
| *3 | | | | 40,806 | |

| | | | | | |
|---------------|--|--|-----|--------|-----|
| | | | | 6,000 | |
| *4 | | | | | IC |
| *5 | | | POS | 20,000 | POS |
| *6 | | | | 6,000 | |
| ExaDigm,Inc*7 | | | | 100 | POS |

| | | | | | |
|--|----|------|------|--------|-----|
| | | | | | |
| | *1 | 100% | 100% | 11,000 | --- |
| | *2 | 100% | 100% | 1,300 | |

| | | | | |
|----|--|--------------|-----|-----|
| | | | | |
| *1 | | | --- | --- |
| *2 | | | --- | --- |
| *3 | | 4,289,205.63 | | --- |
| *4 | | | | |

| | | | | | |
|-----|------------|---------------|---------------|---------------|--------|
| *4 | 2015 4 14 | | | | 25,200 |
| | 100% | 2015 6 24 | | | |
| | 2015 11 20 | | | | |
| | | 2,866.74 | | 3,133.26 | 6,000 |
| *5 | | 2015 3 10 | 20,000 | 1,000 | |
| | 100% | | | | |
| *6 | | 2015 4 23 | 6,000 | 6,000 | |
| | 100% | | | | |
| *7 | 2015 8 31 | Xinguodu Inc. | Exadigm, Inc. | Exadigm, Inc. | |
| 470 | | ExaDigm,Inc. | 2015 10 8 | | |
| | | ExaDigm,Inc. | 100% | | |

1

(“ ”)
 15 — (2014)

2

12

1

4

5

1.

2.

3.

4.

6

1.

2.

1

2

A.

B.

C.

D.

3.

4.

7

1.

2.

3.

1.

2.

3.

4.

5.

8 —

8 —

8

9

1.

2

“ ”

10

1.

1

2

3

1

2

3

4

2.

3.

1

()

2

3

4.

5.

.

1

2

1

2

.

1
2

11

1

| | |
|--|-----|
| | 100 |
| | |

2

| | |
|--|--|
| | |
| | |

| 1 1 | 5.00% | 5.00% |
|-----|---------|---------|
| 1 2 | 20.00% | 20.00% |
| 2 3 | 50.00% | 50.00% |
| 3 | 100.00% | 100.00% |

3

| | |
|--|--|
| | |
| | |

12

1.

2.

2

3.
1

22 —

2

22 —

3

22 —

4

5

22 —

4.

1

2

3

4

1

22 —

2

1

2

5.

1

2

3

4

5

15

16

1

1

2

3

2

3

3

4

19

20

21

1

1

1

2

1

| | | |
|--|----|--|
| | | |
| | 50 | |
| | | |
| | | |
| | 5 | |

2

2

1

2

1

2

3

4

5

22

23

1

1

2

| | |
|--|-----|
| | |
| | 5 |
| | 3-5 |
| | 10 |

24**1****2****3**

4

25

1

2

26

1

2

3

4

5

1
6

2

3

4

5

27

28

1

POS

2

1

2

29

1

2

30

/

()

1

1

2

2

1

2

3

3

1

2

31

1

1

2

1

2

2

1

2

32

33

1

2

34

1

| | | |
|--|-----|--------------|
| | | |
| | | 17% 6% 6% 5% |
| | | 5% |
| | | 7% |
| | | 15% |
| | | 3% |
| | | 2% |
| | 70% | 1.2% 12% |

3**1**

| | | |
|--|----------------|----------------|
| | | |
| | 17,380.93 | 21,673.28 |
| | 262,090,599.92 | 388,801,519.89 |
| | 86,092,925.16 | 39,330,241.88 |
| | 348,200,906.01 | 428,153,435.05 |
| | 331,651.18 | 2,737,189.03 |

2

| | | |
|--|--|------------|
| | | |
| | | 121,378.09 |
| | | 121,378.09 |
| | | 0.00 |
| | | 121,378.09 |

3**4****1**

| | | |
|--|---------------|---------------|
| | | |
| | 50,861,694.17 | 56,279,381.02 |
| | 450,000.00 | 500,000.00 |
| | 51,311,694.17 | 56,779,381.02 |

2

| | |
|--|--|
| | |
|--|--|

3

| | | |
|--|--|--|
| | | |
|--|--|--|

4

| | |
|--|--|
| | |
|--|--|

5

1

| | 531,233, 590.07 | 100.00% | 37,014,3 66.88 | 6.97% | 494,219,2 23.19 | 387,864 ,836.89 | 100.00% | 29,567,38 2.05 | 7.62% | 358,297,45 4.84 |
|--|--------------------|---------|-------------------|-------|--------------------|--------------------|---------|-------------------|-------|--------------------|
| | 531,233, 590.07 | 100.00% | 37,014,3 66.88 | 6.97% | 494,219,2 23.19 | 387,864 ,836.89 | 100.00% | 29,567,38 2.05 | 7.62% | 358,297,45 4.84 |

| 1 | | | | |
|---|--|----------------|---------------|-------|
| 1 | | 501,410,776.93 | 25,070,538.85 | 5.00% |

| | | | | |
|---|---|----------------|---------------|---------|
| 1 | 2 | 17,328,858.06 | 3,465,771.61 | 20.00% |
| 2 | 3 | 8,031,797.33 | 4,015,898.67 | 50.00% |
| 3 | | 4,462,157.75 | 4,462,157.75 | 100.00% |
| | | 531,233,590.07 | 37,014,366.88 | 6.97% |

2

7,446,984.83

| | | |
|--|--|--|
| | | |
|--|--|--|

3

| | |
|--|--|
| | |
|--|--|

| | | | | | |
|--|--|--|--|--|--|
| | | | | | |
|--|--|--|--|--|--|

4

| 单位名称 | 与本公司关系 | 金额 | 账龄 | 占应收账款总额的比例 |
|--------|--------|------|----------------|------------|
| 17.50% | | | 92,955,245.58 | 1年以内 |
| 0.45% | 第二名 | 非关联方 | 2,390,500.64 | 1-2年 |
| 0.14% | | | 767,300.66 | 2-3年 |
| 14.52% | | | 12,154,869.06 | 1年以内 |
| 1.43% | 第三名 | 非关联方 | 7,618,289.00 | 1-2年 |
| 0.07% | | | 376,461.00 | 2-3年 |
| 4.10% | 第四名 | 非关联方 | 21,762,874.82 | 1年以内 |
| 1.76% | 第五名 | 非关联方 | 9,365,050.00 | 1年以内 |
| 75.34% | 合计 | | 400,222,405.89 | |

5

6

6

1



2

| | | | | |
|--|--|--|--|--|
| | | | | |
|--|--|--|--|--|

8

1

| | | |
|-----|--|--|
| () | | |
|-----|--|--|

2

1

| | | | | |
|-----|--|--|--|--|
| () | | | | |
|-----|--|--|--|--|

9

1

| | 13,888,718.67 | 96.53% | 3,703,784.04 | 26.67% | 10,184,934.63 | 8,566,108.46 | 94.48% | 3,314,251.28 | 38.69% | 5,251,857.18 |
|--|---------------|---------|--------------|---------|---------------|--------------|--------|--------------|---------|--------------|
| | 500,000.00 | 3.47% | 500,000.00 | 100.00% | 0.00 | 500,000.00 | 5.52% | 500,000.00 | 100.00% | 0.00 |
| | 14,388,718.67 | 100.00% | 4,203,784.04 | 29.22% | 10,184,934.63 | | | | | |

| | | | |
|-----|---------------|--------------|---------|
| | | | |
| 1 | | | |
| 1 | 9,133,503.87 | 456,675.21 | 5.00% |
| 1 2 | 1,083,366.83 | 216,673.36 | 20.00% |
| 2 3 | 1,282,825.00 | 641,412.50 | 50.00% |
| 3 | 2,389,022.97 | 2,389,022.97 | 100.00% |
| | 13,888,718.67 | 3,703,784.04 | 26.67% |

2

435,471.02

0.00

| | | |
|--|--|--|
| | | |
|--|--|--|

3

| | |
|--|--|
| | |
|--|--|

| | | | | | |
|--|--|--|--|--|--|
| | | | | | |
|--|--|--|--|--|--|

4

| | | |
|--|--------------|--------------|
| | | |
| | 4,354,623.04 | 1,910,529.40 |
| | 8,877,532.54 | 5,998,327.84 |

| | | |
|--|---------------|--------------|
| | 656,563.09 | 639,920.22 |
| | 500,000.00 | 517,331.00 |
| | 14,388,718.67 | 9,066,108.46 |

5

| | | | | |
|--|--|--|--|--|
| | | | | |
|--|--|--|--|--|

| | | | | | | |
|--|----------------|--------------|----------------|----------------|--------------|----------------|
| | 82,928,767.47 | 5,199,498.40 | 77,729,269.07 | 71,998,270.40 | 5,199,498.40 | 66,798,772.00 |
| | 51,902,029.36 | | 51,902,029.36 | 58,970,149.28 | | 58,970,149.28 |
| | 207,935,062.23 | 8,460,201.76 | 199,474,860.47 | 206,970,791.08 | 8,784,860.34 | 198,185,930.74 |

2

| | | | | | |
|--|--------------|-----------|--|------------|--------------|
| | | | | | |
| | 922,031.67 | | | 5,367.52 | 916,664.15 |
| | 2,663,330.27 | 38,130.53 | | 357,421.59 | 2,344,039.21 |
| | 5,199,498.40 | | | | 5,199,498.40 |
| | 8,784,860.34 | 38,130.53 | | 362,789.11 | 8,460,201.76 |

3

4

| | |
|--|--|
| | |
|--|--|

11

| | | | | |
|--|--|--|--|--|
| | | | | |
|--|--|--|--|--|

12

| | | |
|--|--|--|
| | | |
|--|--|--|

13

| | | |
|--|--------------|------------|
| | | |
| | 1,503,045.86 | 871,991.00 |

| | |
|---------------|---------------|
| 17,508,603.56 | 9,670,285.73 |
| | 56,000,000.00 |
| 435,928.26 | 136,569.43 |
| 19,447,577.68 | 66,678,846.16 |

| | | | |
|------|------------|--|------------|
| | | | |
| 0.00 | 240,000.00 | | 240,000.00 |
| 0.00 | 240,000.00 | | 240,000.00 |
| 0.00 | 240,000.00 | | 240,000.00 |

| | | |
|--|--|--|
| | | |
|--|--|--|

OM

| | | |
|--|--|--|
| | | |
| | | |

| | | | | | | |
|--|--|--|--|--|--|--|
| | | | | | | |
|--|--|--|--|--|--|--|

15

1

| | | | | | | |
|--|--|--|--|--|--|--|
| | | | | | | |
| | | | | | | |

2

| | | | | |
|--|--|--|--|--|
| | | | | |
|--|--|--|--|--|

3

16

1

| | | | | | | | |
|--|--|--|--|--|--|--|--|
| | | | | | | | |
| | | | | | | | |

2

3

17



| | 28,461,29 1.15 | | | 274,001.6 7 | | | | | | 28,735,29 2.82 | |
|--|-------------------|--------------------|--|-------------------|--|--|--|--|--|--------------------|--|
| | 47,249,54 2.17 | | | -3,557,17 0.01 | | | | | | 43,692,37 2.16 | |
| | | 500,000,0 00.00 | | 1,455,252 .23 | | | | | | 501,455,2 52.23 | |
| | | 100,000,0 00.00 | | | | | | | | 100,000,0 00.00 | |
| | 75,710,83 3.32 | 600,000,0 00.00 | | -1,827,91 6.11 | | | | | | 673,882,9 17.21 | |
| | 75,710,83 3.32 | 600,000,0 00.00 | | -1,827,91 6.11 | | | | | | 673,882,9 17.21 | |

18

1

2

3

| | | | | | | | | | | | |
|--|--|--|--|--|--|--|--|--|--|--|--|
| | | | | | | | | | | | |
|--|--|--|--|--|--|--|--|--|--|--|--|

19

1

| | | | | POS | | |
|----|---------------|--------------|--------------|---------------|---------------|---------------|
| 1. | 2,976,066.85 | 2,165,048.57 | 7,098,728.12 | 36,324,043.09 | 25,001,057.58 | 73,564,944.21 |
| 2. | 15,207,188.00 | 37,179.49 | 22,610.27 | 7,151,056.62 | 1,940,385.26 | 24,358,419.64 |
| 1 | 15,207,188.00 | 37,179.49 | 22,610.27 | 7,151,056.62 | 1,940,385.26 | 24,358,419.64 |
| 2 | | | | | | |
| 3 | | | | | | |
| 3. | | | | 6,502,723.29 | 1,027,403.19 | 7,530,126.48 |
| 1 | | | | | 1,027,403.19 | 1,027,403.19 |
| 2 | | | | 6,502,723.29 | | 6,502,723.29 |
| 4. | 18,183,254.85 | 2,202,228.06 | 7,121,338.39 | 36,972,376.42 | 25,914,039.65 | 90,393,237.37 |
| 1. | 286,304.28 | 1,529,011.49 | 5,348,257.90 | 7,403,978.56 | 15,444,698.01 | 30,012,250.24 |
| 2. | 33,849.84 | 258,191.11 | 502,540.15 | 3,107,029.86 | 1,587,127.77 | 5,488,738.73 |
| 1 | 33,849.84 | 258,191.11 | 502,540.15 | 3,107,029.86 | 1,587,127.77 | 5,488,738.73 |
| 3. | | | | 4,758,187.83 | 952,535.33 | 5,710,723.16 |
| 1 | | | | | 952,535.33 | 952,535.33 |
| 2 | | | | 4,758,187.83 | | 4,758,187.83 |
| 4. | 320,154.12 | 1,787,202.60 | 5,850,798.05 | 5,752,820.59 | 16,079,290.45 | 29,790,265.81 |
| 1. | | | | | | |

| | | | | | | |
|----|--|--|--|--|--|--|
| 2. | | | | | | |
| 1 | | | | | | |
| | | | | | | |
| 3. | | | | | | |
| 1 | | | | | | |
| | | | | | | |
| 4. | | | | | | |

20

1

| | | | | | | |
|--|----------------|--|----------------|----------------|--|----------------|
| | | | | | | |
| | | | | | | |
| | 376,806,563.75 | | 376,806,563.75 | 296,925,757.82 | | 296,925,757.82 |
| | 376,806,563.75 | | 376,806,563.75 | 296,925,757.82 | | 296,925,757.82 |

2

| | | | | | | | | | | | | |
|--|----------------|----------------|---------------|--|--|----------------|---------|------|--|--|--|----|
| | | | | | | | | | | | | |
| | 376,806,563.75 | 296,925,757.82 | 79,880,805.93 | | | 376,806,563.75 | 100.00% | 100% | | | | |
| | 376,806,563.75 | 296,925,757.82 | 79,880,805.93 | | | 376,806,563.75 | -- | -- | | | | -- |

3

| | | |
|--|--|--|
| | | |
|--|--|--|

21

| | | |
|--|--|--|
| | | |
|--|--|--|

22

| | | |
|--|--|--|
| | | |
|--|--|--|

23

1

2

24

25

1

| | | | | | | | |
|----|---------------|---------------|--|--------------|-----------|------------|---------------|
| | | | | | | | |
| 1. | 33,376,838.80 | 44,943,157.89 | | 5,920,456.41 | 30,557.36 | 147,917.71 | 84,418,928.17 |
| 2. | | | | 413,974.97 | | 4,687.30 | 418,662.27 |
| 1 | | | | 413,974.97 | | 4,687.30 | 418,662.27 |
| 2 | | | | | | | |
| 3 | | | | | | | |
| | | | | | | | |
| 3. | | | | | | | |
| 1 | | | | | | | |
| | | | | | | | |
| 4. | 33,376,838.80 | 44,943,157.89 | | 6,334,431.38 | 30,557.36 | 152,605.01 | 84,837,590.44 |

| | | | | | | | |
|----|---------------|---------------|--|--------------|-----------|------------|---------------|
| | | | | | | | |
| 1. | 3,288,469.01 | 4,993,684.21 | | 2,624,240.32 | 3,395.26 | | 10,909,788.80 |
| 2. | 333,778.38 | 5,024,733.19 | | 522,412.89 | 3,416.37 | | 5,884,340.83 |
| 1 | 333,778.38 | 5,024,733.19 | | 522,412.89 | 3,416.37 | | 5,884,340.83 |
| | | | | | | | |
| 3. | | | | | | | |
| 1 | | | | | | | |
| | | | | | | | |
| 4. | 3,622,247.39 | 10,018,417.40 | | 3,146,653.21 | 6,811.63 | | 16,794,129.63 |
| | | | | | | | |
| 1. | | | | | | | |
| 2. | | | | | | | |
| 1 | | | | | | | |
| | | | | | | | |
| 3. | | | | | | | |
| 1 | | | | | | | |
| | | | | | | | |
| 4. | | | | | | | |
| | | | | | | | |
| 1. | 29,754,591.41 | 34,924,740.49 | | 3,187,778.17 | 23,745.73 | 152,605.01 | 68,043,460.81 |
| 2. | 30,088,369.79 | 39,949,473.68 | | 3,296,216.09 | 27,162.10 | 147,917.71 | 73,509,139.37 |

| | | | | | |
|--|--------------|--------------|--------------|--|--------------|
| | 35,000.06 | | 4,999.98 | | 30,000.08 |
| | 2,135,790.00 | | 160,329.00 | | 1,975,461.00 |
| | 922,824.02 | 87,179.47 | 267,364.44 | | 742,639.05 |
| | 0.00 | 2,400,000.00 | 400,000.00 | | 2,000,000.00 |
| | 137,628.64 | 1,020,178.62 | 292,946.01 | | 864,861.25 |
| | 7,370,285.31 | 4,482,757.38 | 1,878,964.38 | | 9,974,078.31 |

29 /

1

| | | | | |
|--|---------------|---------------|----------------|---------------|
| | | | | |
| | 41,837,837.87 | 6,275,675.68 | 41,124,038.65 | 6,168,539.83 |
| | | | 8,302,057.21 | 1,245,308.58 |
| | 13,155,833.33 | 1,973,375.00 | 13,155,833.33 | 1,973,375.00 |
| | 40,198,396.62 | 6,029,759.49 | 40,198,396.62 | 6,029,759.49 |
| | 95,192,067.82 | 14,278,810.17 | 102,780,325.81 | 15,416,982.90 |

2

| | | | | |
|--|---------------|--------------|------------------|--------|
| | | | | |
| | 35,305,083.47 | 5,295,762.52 | 5.22 35C q248.38 | 256.88 |

4

| | | |
|--|--------------|--------------|
| | | |
| | 1,042,455.02 | 1,042,455.02 |
| | 749,283.84 | 749,283.84 |
| | 1,791,738.86 | 1,791,738.86 |

5

| | | | |
|--|--|--|--|
| | | | |
|--|--|--|--|

30

| | | |
|--|------|---------------|
| | | |
| | 0.00 | 15,207,188.00 |
| | 0.00 | 498,020.00 |
| | | 15,705,208.00 |

31**1**

| | | |
|--|----------------|---------------|
| | | |
| | 227,191,588.00 | 51,558,464.00 |
| | 227,191,588.00 | 51,558,464.00 |

2

| | | | |
|--|--|--|--|
| | | | |
|--|--|--|--|

32

| | | |
|--|--|--|
| | | |
|--|--|--|

33

34

| | | |
|--|----------------|----------------|
| | | |
| | | 288,008.11 |
| | 260,744,242.16 | 113,296,534.05 |
| | 260,744,242.16 | 113,584,542.16 |

35

1

| | | |
|-----|----------------|----------------|
| | | |
| 1 | 139,603,034.10 | 240,471,366.44 |
| 1-2 | 4,397,590.79 | 1,834,727.57 |
| 2-3 | 189,981.14 | 147,559.55 |
| 3 | 281,438.89 | 185,824.00 |
| | 144,472,044.92 | 242,639,477.56 |

2

1

| | | |
|--|--|--|
| | | |
|--|--|--|

36

1

| | | |
|-----|---------------|---------------|
| | | |
| 1 | 45,814,428.89 | 39,161,795.99 |
| 1-2 | 7,140,510.15 | 5,913,964.63 |
| 2-3 | 4,068,345.99 | 2,438,838.00 |
| 3 | 1,489,170.50 | 1,587,204.75 |
| | 58,512,455.53 | 49,101,803.37 |

2

1

| | | |
|--|--|--|
| | | |
|--|--|--|

3

| | |
|--|--|
| | |
|--|--|

37

1

| | | | | |
|---|---------------|---------------|----------------|--------------|
| | | | | |
| | 31,111,348.44 | 71,051,899.29 | 100,905,620.95 | 1,257,626.78 |
| - | 125,967.81 | 3,042,546.11 | 3,039,465.37 | 129,048.55 |
| | 31,237,316.25 | 74,094,445.40 | 103,945,086.32 | 1,386,675.33 |

2

| | | | | |
|---|---------------|---------------|---------------|------------|
| | | | | |
| 1 | 30,921,794.85 | 66,822,642.69 | 96,809,437.54 | 935,000.00 |

| | | | | |
|---|---------------|---------------|----------------|--------------|
| 3 | 97,147.73 | 2,021,836.55 | 2,022,432.83 | 96,551.45 |
| | 89,698.93 | 1,843,310.92 | 1,841,025.21 | 91,984.64 |
| | 3,119.97 | 36,133.06 | 37,653.56 | 1,599.47 |
| | 4,328.83 | 142,392.57 | 143,754.06 | 2,967.34 |
| 4 | 71,076.00 | 1,442,885.96 | 1,443,961.96 | 70,000.00 |
| 5 | 21,329.86 | 764,534.09 | 629,788.62 | 156,075.33 |
| | 31,111,348.44 | 71,051,899.29 | 100,905,620.95 | 1,257,626.78 |

3

| | | | | |
|---|------------|--------------|--------------|------------|
| | | | | |
| 1 | 109,198.69 | 2,872,826.01 | 2,870,043.41 | 111,981.29 |
| 2 | 16,769.12 | 169,720.10 | 169,421.96 | 17,067.26 |
| | 125,967.81 | 3,042,546.11 | 3,039,465.37 | 129,048.55 |

38

| | | |
|--|---------------|---------------|
| | | |
| | 9,167,087.91 | 8,725,100.77 |
| | 688,916.14 | 5,221,533.07 |
| | 937,491.67 | 735,376.92 |
| | 602,954.90 | 601,203.34 |
| | 266,631.51 | 429,436.30 |
| | 1,110,979.40 | 308,108.70 |
| | 12,774,061.53 | 16,020,759.10 |

39

| | | |
|--|--------------|--|
| | | |
| | 3,733,333.34 | |
| | 3,733,333.34 | |

| | | |
|--|--|--|
| | | |
|--|--|--|

40

| | | |
|--|--|--|
| | | |
|--|--|--|

1

41

1

| | | |
|--|---------------|---------------|
| | | |
| | 1,944,600.81 | 2,182,338.81 |
| | 2,769,786.35 | 70,550.00 |
| | 68,106,165.53 | 4,261,433.12 |
| | | 25,200,000.00 |
| | 72,820,552.69 | 31,714,321.93 |

2

1

| | | |
|--|--|--|
| | | |
|--|--|--|

42

| | | |
|--|--|--|
| | | |
|--|--|--|

43

| | | |
|--|--|--|
| | | |
|--|--|--|

3

4

| | | | | | | | | |
|--|--|--|--|--|--|--|--|--|
| | | | | | | | | |
| | | | | | | | | |

47

1

| | | |
|--|--|--|
| | | |
|--|--|--|

48

1

| | | |
|--|--|--|
| | | |
|--|--|--|

2

| | | |
|--|--|--|
| | | |
|--|--|--|

| | | |
|--|--|--|
| | | |
|--|--|--|

| | | |
|--|--|--|
| | | |
|--|--|--|

49

| | | | | | |
|--|--|--|--|--|--|
| | | | | | |
|--|--|--|--|--|--|

50

| | | | |
|--|--|--|--|
| | | | |
|--|--|--|--|

51

| | | | | | |
|--|---------------|--------------|--------------|---------------|----|
| | | | | | |
| | 13,155,833.33 | 7,270,000.00 | 3,345,000.00 | 17,080,833.33 | |
| | 13,155,833.33 | 7,270,000.00 | 3,345,000.00 | 17,080,833.33 | -- |

| | | | | | | |
|--|---------------|--------------|--------------|--|---------------|----|
| | | | | | | / |
| | 13,155,833.33 | 7,270,000.00 | 3,345,000.00 | | 17,080,833.33 | |
| | 13,155,833.33 | 7,270,000.00 | 3,345,000.00 | | 17,080,833.33 | -- |

52

| | | |
|--|--|--|
| | | |
|--|--|--|

53

| | | | | | | |
|--|--|-----|--|--|--|--|
| | | + - | | | | |
| | | | | | | |

| | | | | | | | |
|--|----------------|--|--|--|--|--|----------------|
| | 231,021,360.00 | | | | | | 231,021,360.00 |
|--|----------------|--|--|--|--|--|----------------|

54

1

2

| | | | | | | | |
|--|--|--|--|--|--|--|--|
| | | | | | | | |
| | | | | | | | |

55

| | | | | |
|--|----------------|---------------|--|----------------|
| | | | | |
| | 559,812,949.25 | | | 559,812,949.25 |
| | 46,893,600.01 | 22,713,472.38 | | 69,607,072.39 |
| | 606,706,549.26 | 22,713,472.38 | | 629,420,021.64 |

56

| | | | | |
|--|--|--|--|--|
| | | | | |
|--|--|--|--|--|

57

| | | | | | | | |
|--|------------|------------|--|--|------------|--|-------------|
| | | | | | | | |
| | | | | | | | |
| | -87,737.42 | -47,150.71 | | | -47,150.71 | | -134,888.13 |
| | -87,737.42 | -47,150.71 | | | -47,150.71 | | -134,888. |

| | | | | | | | |
|--|------------|------------|--|--|------------|--|-------------|
| | | | | | | | 13 |
| | -87,737.42 | -47,150.71 | | | -47,150.71 | | -134,888.13 |

58

| | | | | |
|--|--|--|--|--|
| | | | | |
|--|--|--|--|--|

59

| | | | | |
|--|---------------|--|--|---------------|
| | | | | |
| | 24,685,764.62 | | | 24,685,764.62 |
| | 24,685,764.62 | | | 24,685,764.62 |

60

| | | |
|--|----------------|----------------|
| | | |
| | 400,028,473.46 | 327,492,908.55 |
| | 400,028,473.46 | 327,492,908.55 |
| | 34,353,389.04 | 85,495,853.97 |
| | | 7,245,289.06 |
| | 11,551,068.00 | 5,715,000.00 |
| | 422,830,794.50 | 400,028,473.46 |

1)

2)

3)

4)

5)

61

| | 536,040,319.38 | 324,877,960.11 | 343,317,374.79 | 212,335,737.35 |
|--|----------------|----------------|----------------|----------------|
| | 45,363.75 | | | |
| | 536,085,683.13 | 324,877,960.11 | 343,317,374.79 | 212,335,737.35 |

62

| | 2,124,900.85 | 2,092,158.72 |
|--|--------------|--------------|
| | 1,548,622.66 | 1,542,792.77 |
| | 3,673,523.51 | 3,634,951.49 |

63

| | 17,183,003.94 | 11,387,641.02 |
|--|---------------|---------------|
| | 3,093,934.68 | 1,888,691.46 |
| | 2,933,472.85 | 2,155,649.02 |
| | 5,162,629.34 | 3,014,305.68 |
| | 5,971,998.19 | 1,674,317.80 |
| | 12,133,243.05 | 9,866,311.19 |
| | 3,730,279.26 | 2,985,833.61 |
| | 883,684.73 | 749,724.35 |
| | 300,581.88 | 47,470.95 |
| | 51,392,827.92 | 33,769,945.08 |

64

| | 62,913,944.00 | 48,804,248.64 |
|--|---------------|---------------|
| | 31,014,623.58 | 15,436,112.56 |

| | | |
|--|---------------|------------|
| | -1,827,916.11 | 642,076.06 |
| | 453,710.96 | |
| | -1,374,205.15 | 642,076.06 |

69

| | | | |
|--|---------------|---------------|--------------|
| | | | |
| | 4,562,000.00 | 3,491,300.00 | 4,562,000.00 |
| | 17,130,770.16 | 17,012,019.78 | |
| | 13,801.35 | 327,842.01 | 13,801.35 |
| | 21,706,571.51 | 20,831,161.79 | 4,575,801.35 |

| | | | | | | | | | |
|--|--|--|--|--|--|--|--|--|---|
| | | | | | | | | | / |
|--|--|--|--|--|--|--|--|--|---|

70

| | | | |
|--|------------|-----------|------------|
| | | | |
| | 265,169.01 | 3,686.75 | 265,169.01 |
| | 265,169.01 | 3,686.75 | 265,169.01 |
| | 163,230.18 | 88,122.82 | 163,230.18 |
| | 428,399.19 | 91,809.57 | 428,399.19 |

71

1

| | | |
|--|------------|--------|
| | | |
| | 694,169.90 | 564.38 |

| | | |
|--|------------|--------------|
| | 195,805.52 | 1,035,340.99 |
| | 889,975.42 | 1,035,905.37 |

2

| | | |
|---|--|---------------|
| | | |
| | | 35,697,942.19 |
| / | | 8,924,485.55 |
| | | -2,673,309.93 |
| | | -5,143,084.00 |
| | | -218,116.16 |
| | | 889,975.42 |

72

73

1

| | | |
|--|--------------|--------------|
| | | |
| | 1,435,132.09 | 2,218,707.79 |
| | 920,000.00 | 791,300.00 |
| | 5,744,016.77 | 4,076,331.61 |
| | 8,099,148.86 | 7,086,339.40 |

2

| | | |
|--|---------------|---------------|
| | | |
| | 35,697,927.41 | 17,213,444.69 |
| | 16,976,755.38 | 15,505,637.92 |
| | 52,674,682.79 | 32,719,082.61 |

3

| | | |
|--|----------------|--------------|
| | | |
| | 7,270,000.00 | 6,250,000.00 |
| | 106,575,089.05 | |
| | 113,845,089.05 | 6,250,000.00 |

4

| | | |
|--|---------------|--|
| | | |
| | 50,000,000.00 | |
| | 50,000,000.00 | |

5

| | | |
|--|------------|--------------|
| | | |
| | 246,858.47 | 3,109,053.30 |
| | 246,858.47 | 3,109,053.30 |

6

| | | |
|--|----------------|---------------|
| | | |
| | 100,117,031.36 | 14,249,364.63 |
| | 2,720,000.00 | |
| | 3,600,000.00 | |
| | 106,437,031.36 | 14,249,364.63 |

74

1

| | | |
|-----|-----------------|-----------------|
| | | |
| 1 | -- | -- |
| | 34,807,966.77 | 35,984,337.02 |
| | 7,882,455.85 | 4,789,917.03 |
| | 5,254,897.20 | 3,142,816.91 |
| | 886,713.84 | 616,507.93 |
| | 1,309,295.36 | 620,931.80 |
| “ ” | 265,169.01 | 3,686.75 |
| “ ” | | 0.00 |
| “ ” | | 0.00 |
| “ ” | 8,534,130.85 | -1,590,562.05 |
| “ ” | 1,374,205.15 | -642,076.06 |
| “ ” | 1,138,172.73 | 1,035,338.15 |
| “ ” | -942,367.20 | 0.00 |
| “ ” | -2,690,944.55 | -60,449,494.26 |
| “ ” | -984,761,736.87 | -159,581,005.58 |
| “ ” | 911,993,044.22 | 156,211,560.71 |
| | 22,713,472.38 | 17,208,349.92 |
| | 7,764,474.74 | -2,649,691.73 |
| 2 | -- | -- |
| 3 | -- | -- |
| | 262,107,980.85 | 263,516,575.51 |
| | 388,823,193.17 | 496,743,338.75 |
| | -126,715,212.32 | -233,226,763.24 |

2

3

4

| | | |
|--|----------------|----------------|
| | | |
| | 262,107,980.85 | 388,823,193.17 |
| | 17,380.93 | 21,673.28 |
| | 262,090,599.92 | 388,801,519.89 |
| | 262,107,980.85 | 388,823,193.17 |

75

“ ”

76

| | | |
|--|--|--|
| | | |
|--|--|--|

77

1

| | | | |
|--|------------|------|--------------|
| | | | |
| | 292,030.01 | 6.63 | 1,936,386.62 |
| | 589,784.00 | 6.63 | 3,910,975.66 |
| | 54,970.41 | 6.63 | 364,519.78 |

2

78


79

1


1



2



3




4

5


6

2


1



2



3



3

4

5

6

1

1

| | | | | 100.00% | | |
|--|--|--|--|---------|--|--|
| | | | | 100.00% | | |
| | | | | 96.32% | | |
| | | | | 100.00% | | |
| | | | | 100.00% | | |
| | | | | 100.00% | | |

| | | | | | | |
|--------------|--|--|-----|---------|--|--|
| | | | | | | |
| ExaDigm, Inc | | | POS | 100.00% | | |

2

| | | | | |
|--|--|-------|--|--|
| | | | | |
| | | 3.68% | | |



| | | |
|--|--|--|
| | | |
|--|--|--|

4

| | | |
|----|----------------|---------------|
| | / | / |
| | -- | -- |
| | -- | -- |
| | -- | -- |
| | 673,882,917.21 | 75,710,833.32 |
| | -- | -- |
| -- | -1,827,916.11 | 642,076.06 |
| -- | -1,827,916.11 | 642,076.06 |

6

1

| | | | | |
|--|----|----|----|----|
| | | | | |
| | | | | |
| | -- | -- | -- | -- |
| | -- | -- | -- | -- |

2

3

4

5

6

7

8

9

1

| | | | | | |
|--|--|--|--|--|--|
| | | | | | |
|--|--|--|--|--|--|

2

3

| | |
|--|--|
| | |
| | |

4

| | |
|--|--|
| | |
| | |

5

1

/

| | | | | | |
|--|--|--|--|--|--|
| | | | | | |
|--|--|--|--|--|--|

/

| | | | |
|--|--|--|--|
| | | | |
|--|--|--|--|

2

/

/

/

| | | | | | | |
|---|---|---|---|---|---|---|
| / | / | / | / | / | / | / |
|---|---|---|---|---|---|---|

/

/

| | | | | | | |
|---|---|---|---|---|---|--|
| / | / | / | / | / | / | |
|---|---|---|---|---|---|--|

| | | | | | | |
|--|--|--|--|--|--|---|
| | | | | | | / |
|--|--|--|--|--|--|---|

/

3

| | | | |
|--|--|--|--|
| | | | |
|--|--|--|--|

| | | | |
|--|--|------------|------------|
| | | | |
| | | 531,960.00 | 518,661.00 |

42

17.2

2008 12 30 17A 17B
 17C 17D 886.6 2009 1 1 2011 12 31
 80 / / 70,928.00 2009 3 27 2009
 72 / / 63,835.00 2009 4 1
 2011 2011 10 14 95
 / / 84,227.00 2011 10 1
 2011 12 31
 2012 3 31 17A 17B 17C 17D 95 / /
 2012 1 1 2014 12 31 17A 17C
 2012 17D 100 / / 2015 4 1 2017 12 31
 17B 100 / /
 2015 4 1 2017 12 31

4

| | | | | |
|--|--|--|--|--|
| | | | | |
|--|--|--|--|--|

| | | | | |
|--|--|--|--|--|
| | | | | |
|--|--|--|--|--|

5

| | | | | |
|--|--|--|--|--|
| | | | | |
| | | | | |
| | | | | |

6

| | | | |
|--|--|--|--|
| | | | |
|--|--|--|--|

7

| | | |
|--|--|--|
| | | |
|--|--|--|

8

6

1

| | | | | | |
|--|--|-----------|----------|-----------|----------|
| | | | | | |
| | | | | | |
| | | 34,000.00 | 1,700.00 | 34,000.00 | 1,700.00 |

2

| | |
|--|--|
| | |
|--|--|

7

8

1

| | |
|--|--------------------------------|
| | 140,919,146.80 |
| | 33,505,775.88 |
| | 0.00 |
| | 7.535 2016 5 9 |
| | 2017 5 9 31.73 |
| | 2016 1 5 2019 1 5 |

| | | | | | | |
|------------|----------|-----------|-------------------|-------|-----------|----------|
| | 15.22 | 7.585 | | | | |
| 2015 7 8 | | | www.cninfo.com.cn | | | |
| | | | | | 2015 7 6 | 2016 5 9 |
| | | 145 | 2,421,360 | 7.585 | | |
| 2015 12 29 | | | | | | |
| 2015 12 30 | | | www.cninfo.com.cn | | | |
| | | 9,618,240 | | | | |
| 2016 4 18 | | | | | | 2014 |
| | | | 2014 | | | |
| 2016 4 20 | | | www.cninfo.com.cn | 2014 | | |
| | 2014 | | | | 2016 5 9 | 2017 5 9 |
| | | 141 | 4,809,120 | 7.585 | | |
| 2016 5 30 | | | | | | 2014 |
| | | | | 2015 | 2016 5 20 | |
| | 2014 | | | | 2014 | |
| | | 7.585 | 7.535 | | 2014 | |
| | | | 2016-068 | | | |
| 2016 6 14 | | | 2014 | | | |
| | 2016-073 | 2014 | | | | |
| 2 2015 | | | | | | |
| 2015 12 2 | | | | | | < |
| | 2015 | | > | < | | 2015 |
| | | > | < | | 2015 | |
| | | | | 2015 | | |
| 2015 12 17 | | 2015 | | < | | 2015 |
| | | > | < | | 2015 | |
| | > | < | | 2015 | | > |
| | | 2015 | | | | |
| 2016 1 5 | | | | | | |
| 2016 1 22 | | | www.cninfo.com.cn | 2015 | | |
| | 125 | 6,280,000 | | | | |
| 2016 5 30 | | | | | | 2015 |
| | | | | 2015 | 2016 5 20 | |
| | 2015 | | | 2015 | | |
| | 31.78 | 31.73 | | 2015 | | |
| | | 2016-069 | | | | |

5

1

2016 06 30

2

1

2016 6 30

2

3

1

| | 2016 3 29 | | |
|--|-----------|--|--|
| | 3,000.00 | | |
| | 15,000.00 | | |

| | | | |
|--|--|--|--|
| | <p>3,000.00</p> <p>20% 735.00</p> <p>4.9%</p> <p>(</p> <p>)</p> | | |
| | <p>2016 6 27</p> <p>2016 6 27</p> <p>2.3 “</p> <p>2016 3</p> <p>31</p> <p>*24%</p> <p>8%</p> <p>”</p> | | |

2

3

4

1 2015 7 20
1,364,000.00

681,739.00

2016 6 30

1

1

| | | | |
|--|--|--|--|
| | | | |
|--|--|--|--|

2

| | | |
|--|--|--|
| | | |
|--|--|--|

2

3

1

2

4


5

| | | | | | | |
|--|--|--|--|--|--|--|
| | | | | | | |
|--|--|--|--|--|--|--|

6

1

2



3


4

7


8

1

1



| | | | |
|---|----------------|--------------|-------|
| 1 | 126,426,988.30 | 6,321,349.42 | 5.00% |
| | 126,426,988.30 | 6,321,349.42 | 5.00% |



| | | |
|--|--|--|
| | | |
|--|--|--|

3

| | |
|--|--|
| | |
|--|--|

| | | | | | |
|--|--|--|--|--|--|
| | | | | | |
|--|--|--|--|--|--|

4

| | 1,284,669.36 | 1,451,252.27 |
|--|----------------|--------------|
| | 5,010,885.92 | 4,568,093.05 |
| | 355,692.51 | 312,636.01 |
| | 306,609,851.35 | |
| | 313,261,099.14 | 6,331,981.33 |

5

| | | | | | |
|--|--|----------------|---|--|--------|
| | | | | | |
| | | 302,841,912.60 | 1 | | 96.67% |

6

| | | | | |
|--|--|--|--|--|
| | | | | |
|--|--|--|--|--|

7

8

3

| | | | | | | |
|--|------------------|--|------------------|----------------|--|----------------|
| | | | | | | |
| | | | | | | |
| | 1,334,290,052.13 | | 1,334,290,052.13 | 871,571,865.25 | | 871,571,865.25 |
| | 673,882,917.21 | | 673,882,917.21 | 75,710,833.32 | | 75,710,833.32 |
| | 2,008,172,969.34 | | 2,008,172,969.34 | 947,282,698.57 | | 947,282,698.57 |

1

| | | | | | | |
|--------------|----------------|----------------|--|------------------|--|--|
| | | | | | | |
| | 110,000,000.00 | | | 110,000,000.00 | | |
| | 13,000,000.00 | | | 13,000,000.00 | | |
| | 393,060,000.00 | | | 393,060,000.00 | | |
| Exadigm, Inc | 33,511,865.25 | | | 33,511,865.25 | | |
| | 252,000,000.00 | | | 252,000,000.00 | | |
| | 60,000,000.00 | | | 60,000,000.00 | | |
| | 10,000,000.00 | 462,718,186.88 | | 472,718,186.88 | | |
| | 871,571,865.25 | 462,718,186.88 | | 1,334,290,052.13 | | |

2

| | 28,461,29 | | | 274,001.6 | | | | | | 28,735,29 | |
|--|-----------|--|--|-----------|--|--|--|--|--|-----------|--|
| | 1.15 | | | 7 | | | | | | 2.82 | |
| | 47,249,54 | | | -3,557,17 | | | | | | 43,692,37 | |
| | 2.17 | | | 0.01 | | | | | | 2.16 | |

| | | |
|--|---------------|------------|
| | -1,817,559.95 | 642,076.06 |
|--|---------------|------------|

6

1

| | | |
|--|--------------|----|
| | | |
| | -265,169.01 | |
| | 4,562,000.00 | |
| | 453,710.96 | |
| | -149,428.83 | |
| | 594,663.40 | |
| | 15,553.33 | |
| | 3,990,896.39 | -- |

1 —

1 —

2

| | | | |
|--|-------|-------|-------|
| | | / | / |
| | 2.68% | 0.150 | 0.150 |
| | 2.38% | 0.131 | 0.131 |

3

1

2

3

4

1. 2016
- 2.